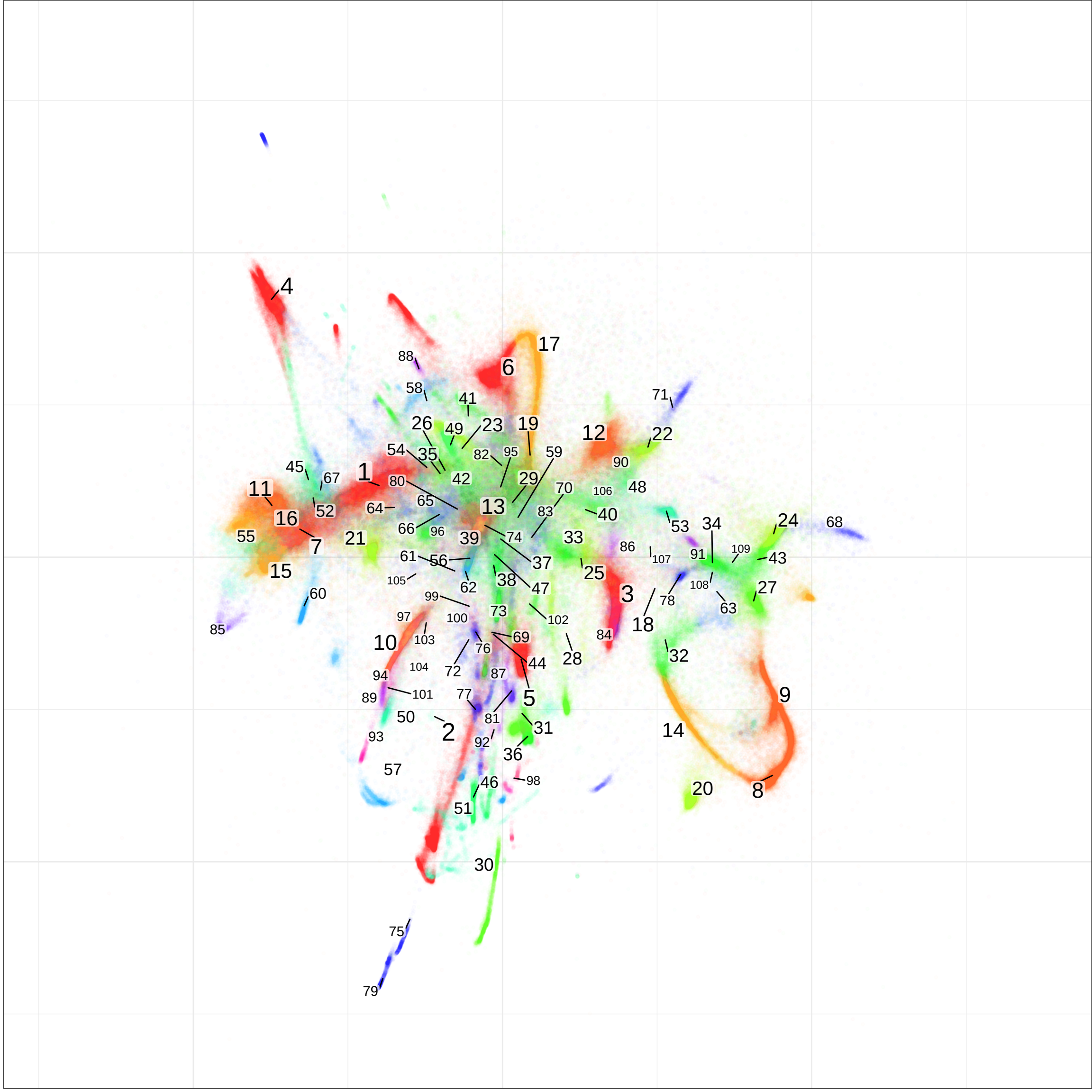
4
17
88
6
58
41
71
26
49
23
19
12
22
54
35
82
95
59
90
45
67
1
80
42
29
70
106
48
11
65
13
83
40
16
52
64
53
34
24
68
55
7
21
66
96
39
74
33
86
107
91
109
43
61
56
37
25
15
105
62
38
47
3
108
27
60
99
73
78
63
97
100
102
18
85
10
103
76
69
84
32
104
72
87
44
28
94
89
101
77
5
9
50
81
31
2
14
93
92
36
57
46
98
20
8
51
30
75
79

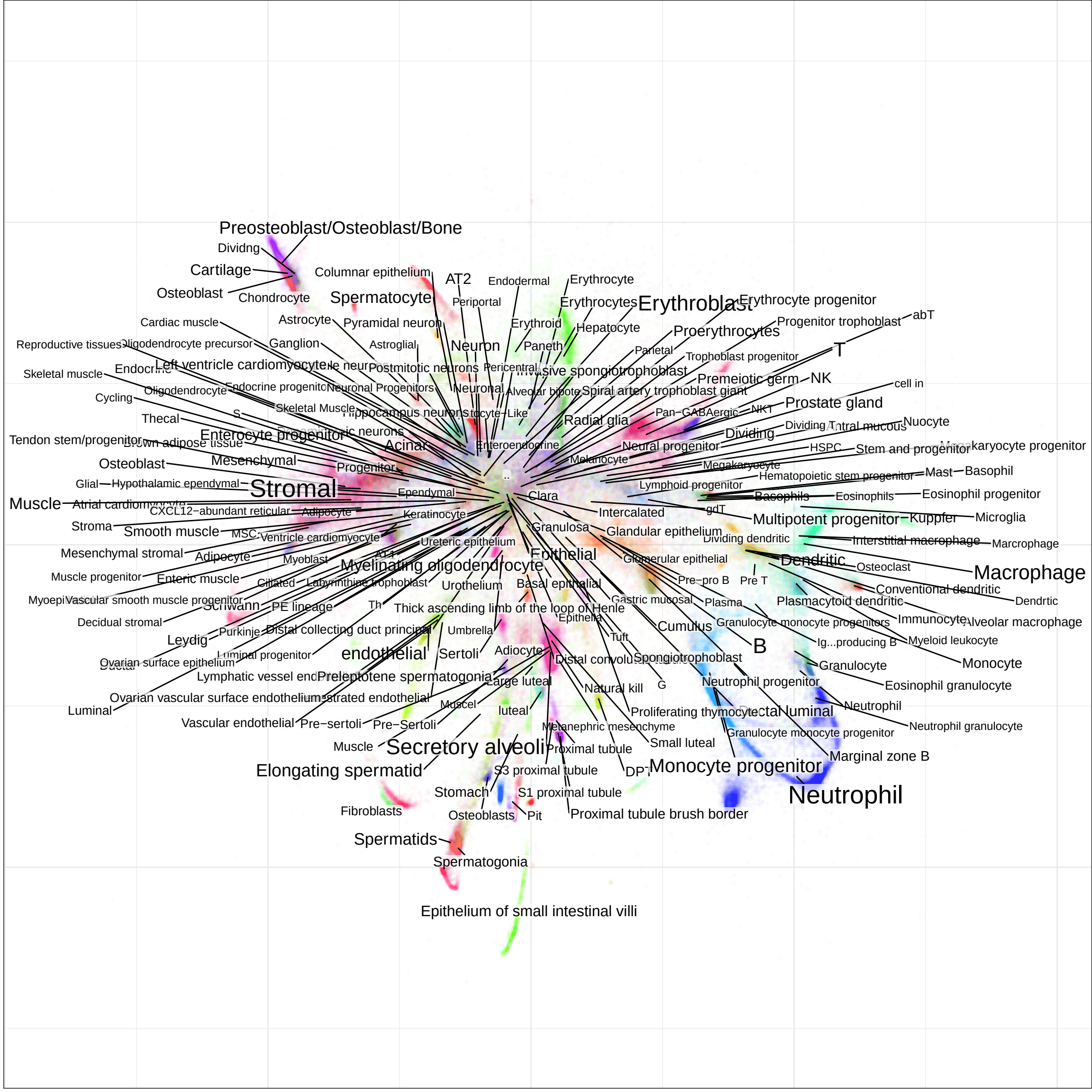
Preosteoblast/Osteoblast/Bone
Dividng
Cartilage
Osteoblast
Chondrocyte
Columnar epithelium
Spermatocyte
AT2
Endodermal
Erythrocyte
Periportal
Erythrocytes
Erythroblast
Erythrocyte progenitor
Progenitor trophoblast
abT
Cardiac muscle
Astrocyte
Pyramidal neuron
Erythroid
Hepatocyte
Proerythrocytes
Reproductive tissues
Oligodendrocyte precursor
Ganglion
Astroglial
Neuron
Paneth
Parietal
Trophoblast progenitor
T
Skeletal muscle
Endocrine
Left ventricle cardiomyocyte
Postmitotic neurons
Pericentral
Invasive spongiotrophoblast
Premeiotic germ
NK
Oligodendrocyte
Endocrine progenitor
Neuronal Progenitors
Neuronal
Alveolar bipote
Spiral artery trophoblast giant
cell in
Cycling
Skeletal Muscle
Hippocampus neurons
Radial glia
Pan−GABAergic
NKT
Prostate gland
Thecal
Dividing T
Nuocyte
Tendon stem/progenitor
Enterocyte progenitor
Acinar
Enteroendocrine
Neural progenitor
Dividing
HSPC
Stem and progenitor
Osteoblast
Mesenchymal
Progenitor
Melanocyte
Megakaryocyte
Mast
Basophil
Glial
Hypothalamic ependymal
Stromal
Ependymal
Clara
Lymphoid progenitor
Hematopoietic stem progenitor
Basophils
Eosinophils
Eosinophil progenitor
Muscle
Atrial cardiomyocyte
CXCL12−abundant reticular
Adipocyte
Keratinocyte
Intercalated
gdT
Multipotent progenitor
Kupffer
Microglia
Stroma
Smooth muscle
MSC
Ventricle cardiomyocyte
Granulosa
Glandular epithelium
Dividing dendritic
Interstitial macrophage
Marcrophage
Mesenchymal stromal
Adipocyte
Myoblast
Ureteric epithelium
Epithelial
Glomerular epithelial
Dendritic
Osteoclast
Macrophage
Muscle progenitor
Enteric muscle
Ciliated
Labyrinthine trophoblast
Myelinating oligodendrocyte
Urothelium
Basal epithelial
Pre−pro B
Pre T
Conventional dendritic
Myoepi
Vascular smooth muscle progenitor
Schwann
PE lineage
Th
Thick ascending limb of the loop of Henle
Gastric mucosal
Plasma
Plasmacytoid dendritic
Dendrtic
Decidual stromal
Epithelial
Granulocyte monocyte progenitors
Immunocyte
Alveolar macrophage
Leydig
Purkinje
Distal collecting duct principal
Umbrella
Cumulus
Tuft
Ig...producing B
Myeloid leukocyte
B
Ovarian surface epithelium
Luminal progenitor
endothelial
Sertoli
Adiocyte
Distal convolu
Spongiotrophoblast
Granulocyte
Monocyte
Lymphatic vessel end
Preleptotene spermatogonia
Large luteal
Natural kill
G
Neutrophil progenitor
Eosinophil granulocyte
Ovarian vascular surface endothelium
strated endothelial
Muscel
luteal
Proliferating thymocyte
ctal luminal
Neutrophil
Luminal
Vascular endothelial
Pre−sertoli
Pre−Sertoli
Metanephric mesenchyme
Granulocyte monocyte progenitor
Neutrophil granulocyte
Muscle
Secretory alveoli
Proximal tubule
Small luteal
Marginal zone B
Elongating spermatid
S3 proximal tubule
DPT
Monocyte progenitor
Stomach
S1 proximal tubule
Neutrophil
Fibroblasts
Osteoblasts
Pit
Proximal tubule brush border
Spermatids
Spermatogonia
Epithelium of small intestinal villi

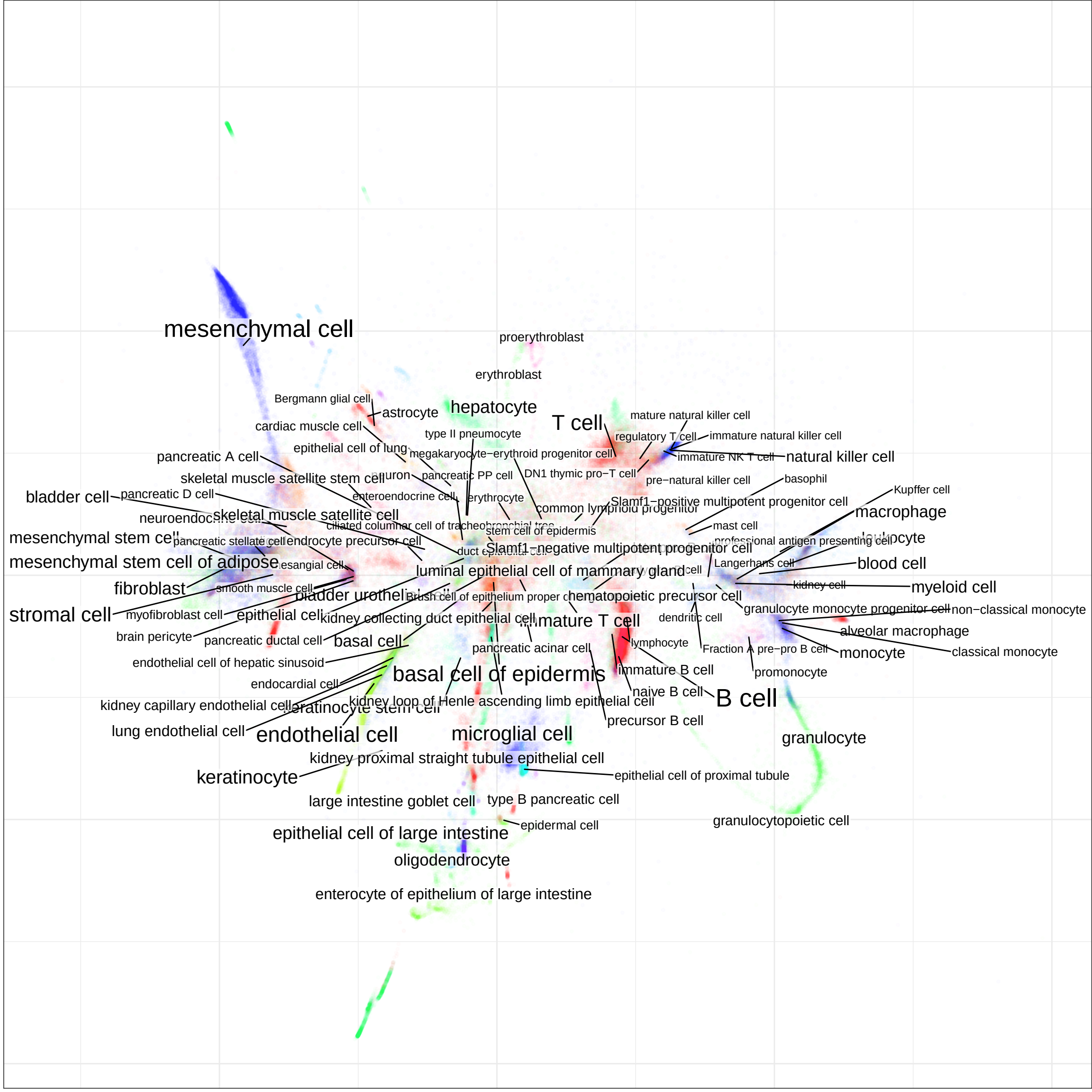
mesenchymal cell
proerythroblast
erythroblast
Bergmann glial cell
astrocyte
hepatocyte
T cell
mature natural killer cell
cardiac muscle cell
type II pneumocyte
regulatory T cell
immature natural killer cell
epithelial cell of lung
megakaryocyte−erythroid progenitor cell
immature NK T cell
natural killer cell
pancreatic A cell
DN1 thymic pro−T cell
skeletal muscle satellite stem cell
neuron
pancreatic PP cell
pre−natural killer cell
basophil
bladder cell
pancreatic D cell
enteroendocrine cell
erythrocyte
Slamf1−positive multipotent progenitor cell
Kupffer cell
common lymphoid progenitor
macrophage
neuroendocrine cell
skeletal muscle satellite cell
ciliated columnar cell of tracheobronchial tree
mast cell
mesenchymal stem cell
stem cell of epidermis
pancreatic stellate cell
endocrine precursor cell
professional antigen presenting cell
leukocyte
Slamf1−negative multipotent progenitor cell
duct epithelial cell
mesenchymal stem cell of adipose
mesangial cell
Langerhans cell
blood cell
luminal epithelial cell of mammary gland
fibroblast
smooth muscle cell
kidney cell
myeloid cell
bladder urothelial cell
Brush cell of epithelium proper c
hematopoietic precursor cell
stromal cell
myofibroblast cell
epithelial cell
kidney collecting duct epithelial cell
granulocyte monocyte progenitor cell
non−classical monocyte
immature T cell
dendritic cell
brain pericyte
pancreatic ductal cell
basal cell
alveolar macrophage
pancreatic acinar cell
lymphocyte
Fraction A pre−pro B cell
monocyte
classical monocyte
endothelial cell of hepatic sinusoid
basal cell of epidermis
immature B cell
promonocyte
endocardial cell
naive B cell
B cell
kidney capillary endothelial cell
kidney loop of Henle ascending limb epithelial cell
keratinocyte stem cell
precursor B cell
lung endothelial cell
endothelial cell
microglial cell
granulocyte
kidney proximal straight tubule epithelial cell
keratinocyte
epithelial cell of proximal tubule
large intestine goblet cell
type B pancreatic cell
epidermal cell
granulocytopoietic cell
epithelial cell of large intestine
oligodendrocyte
enterocyte of epithelium of large intestine