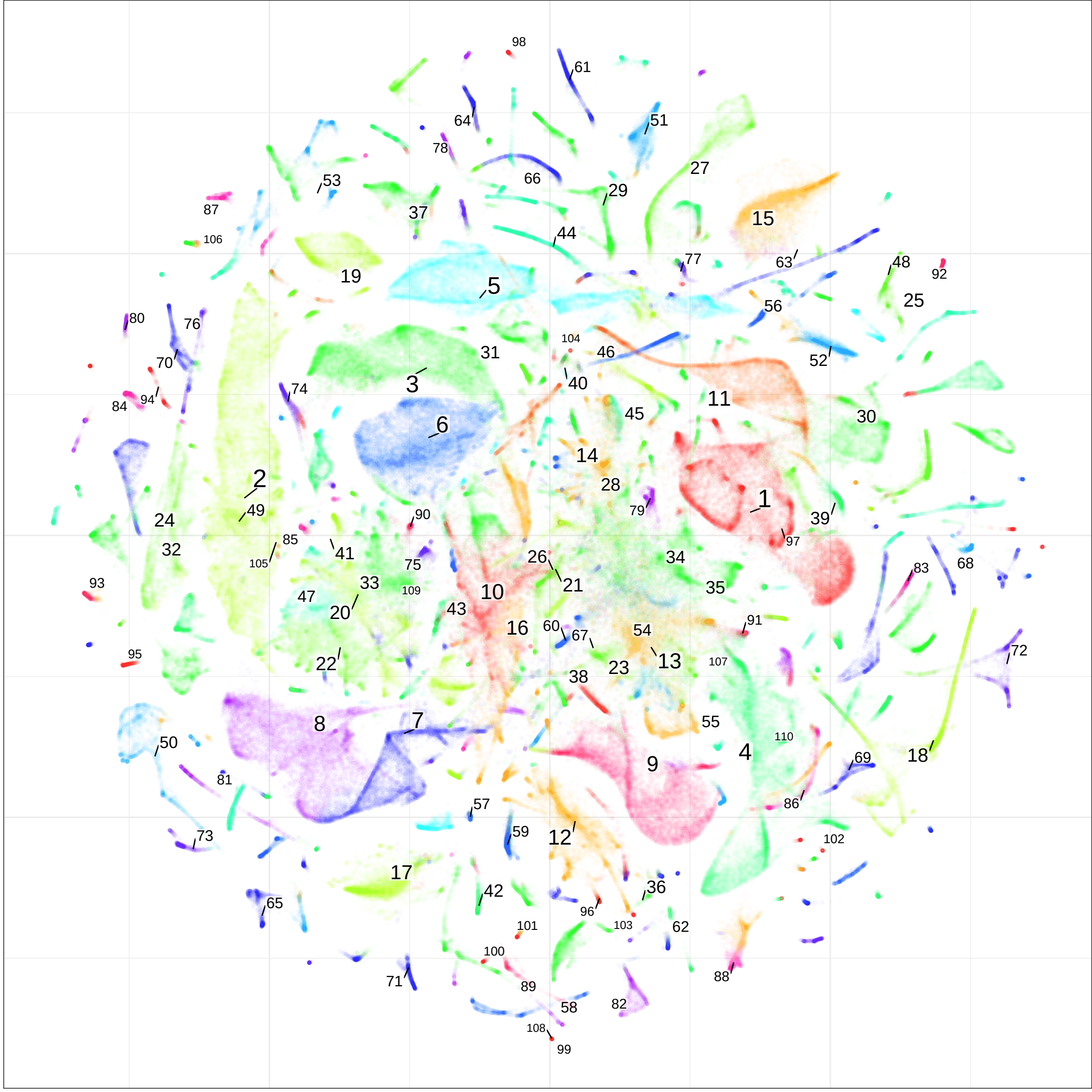
98
61
64
51
78
27
53
66
29
87
37
15
106
44
77
63
48
92
19
5
25
56
80
76
104
31
46
52
70
3
40
74
11
84
94
45
30
6
14
2
28
1
49
79
39
24
90
97
32
85
41
26
34
105
75
83
68
93
33
21
35
47
109
10
20
43
91
16
60
67
54
95
22
13
107
72
23
38
8
7
55
50
110
4
69
18
9
81
86
57
59
12
73
102
17
42
36
65
96
101
103
62
100
71
88
89
58
82
108
99

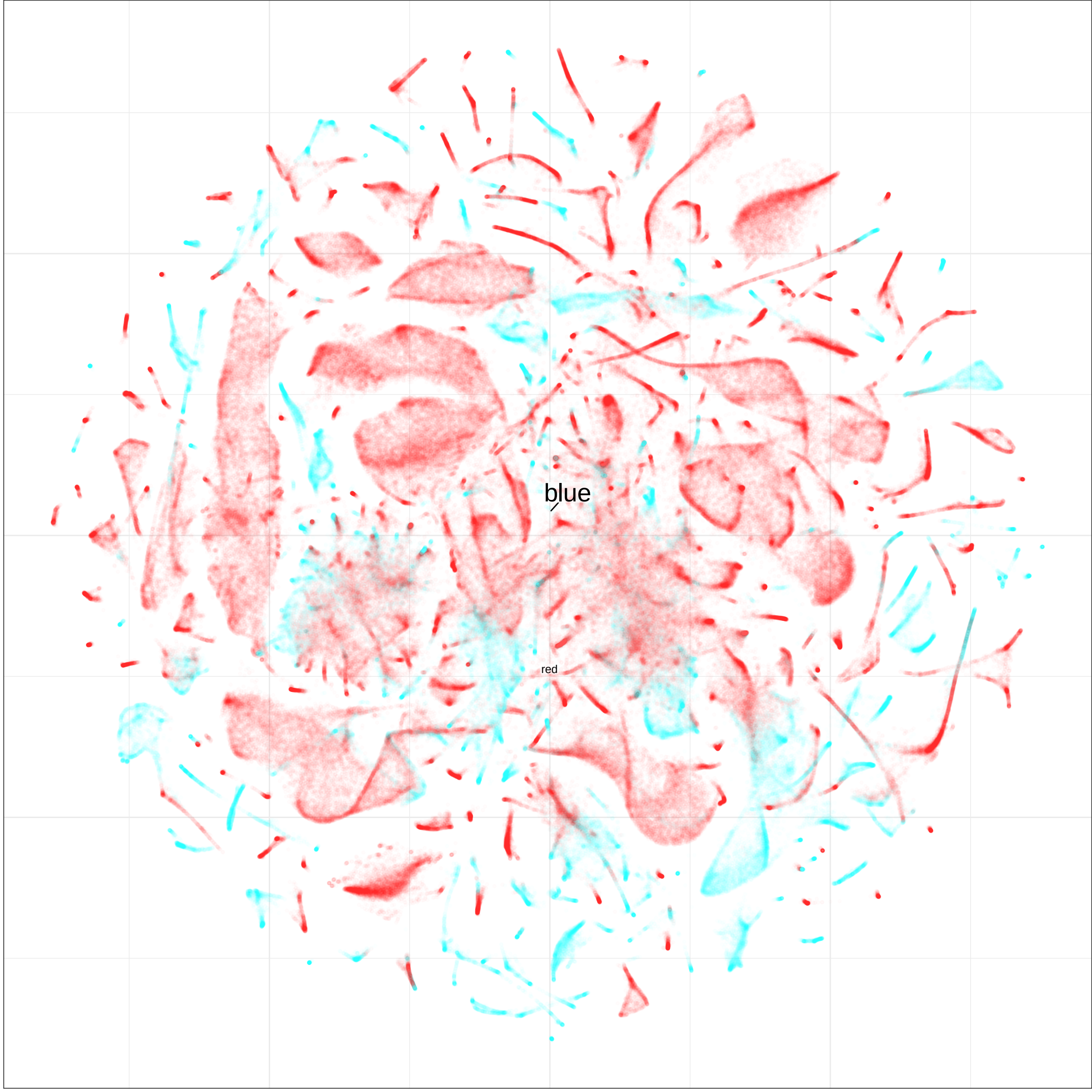
blue
red

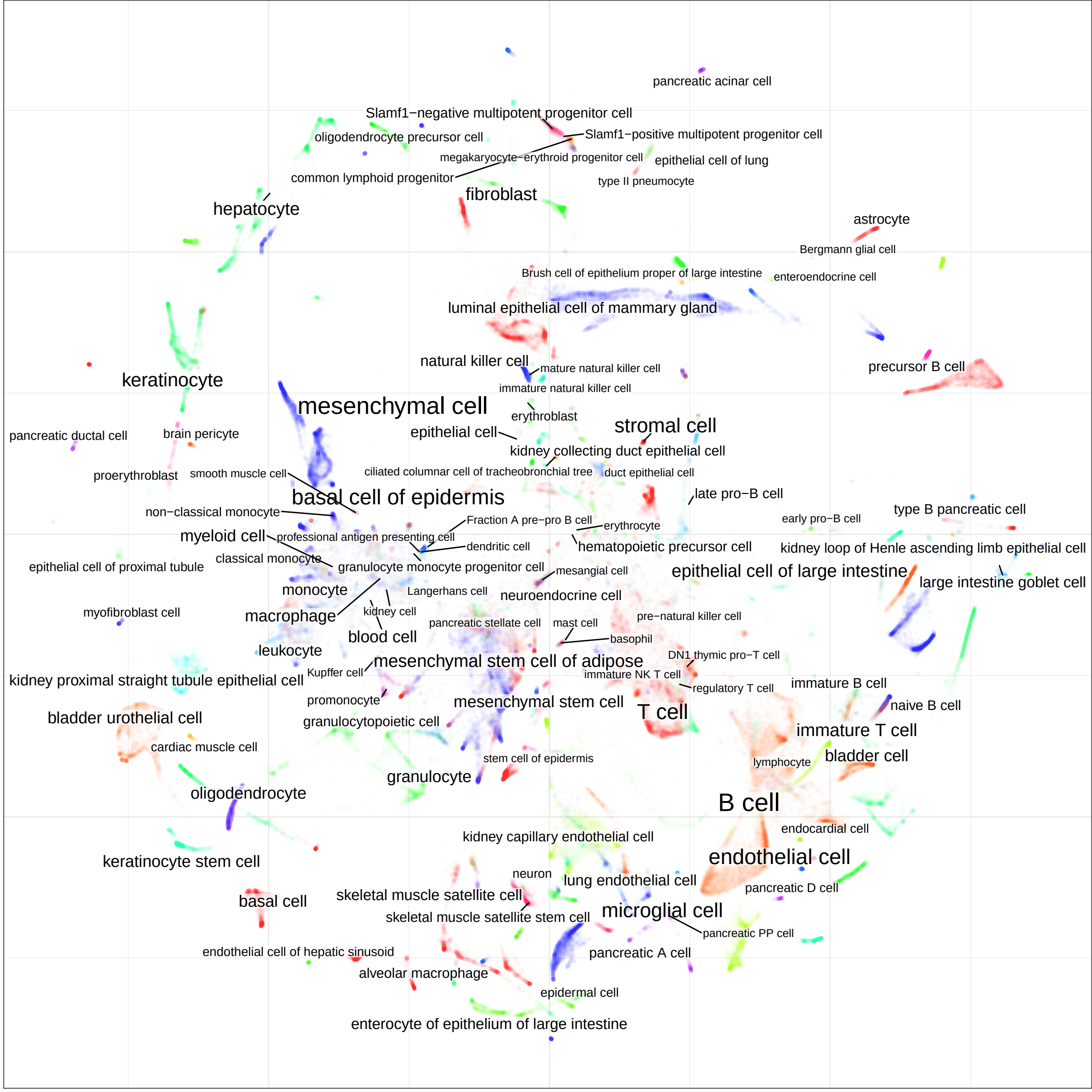
pancreatic acinar cell
Slamf1−negative multipotent progenitor cell
oligodendrocyte precursor cell
Slamf1−positive multipotent progenitor cell
megakaryocyte−erythroid progenitor cell
epithelial cell of lung
common lymphoid progenitor
type II pneumocyte
fibroblast
hepatocyte
astrocyte
Bergmann glial cell
Brush cell of epithelium proper of large intestine
enteroendocrine cell
luminal epithelial cell of mammary gland
natural killer cell
mature natural killer cell
precursor B cell
keratinocyte
immature natural killer cell
mesenchymal cell
erythroblast
stromal cell
pancreatic ductal cell
brain pericyte
epithelial cell
kidney collecting duct epithelial cell
proerythroblast
smooth muscle cell
ciliated columnar cell of tracheobronchial tree
duct epithelial cell
basal cell of epidermis
late pro−B cell
non−classical monocyte
Fraction A pre−pro B cell
early pro−B cell
type B pancreatic cell
myeloid cell
professional antigen presenting cell
erythrocyte
dendritic cell
hematopoietic precursor cell
kidney loop of Henle ascending limb epithelial cell
classical monocyte
epithelial cell of proximal tubule
granulocyte monocyte progenitor cell
mesangial cell
epithelial cell of large intestine
large intestine goblet cell
monocyte
Langerhans cell
neuroendocrine cell
myofibroblast cell
macrophage
kidney cell
pancreatic stellate cell
mast cell
pre−natural killer cell
blood cell
basophil
leukocyte
mesenchymal stem cell of adipose
DN1 thymic pro−T cell
Kupffer cell
immature NK T cell
kidney proximal straight tubule epithelial cell
regulatory T cell
immature B cell
promonocyte
mesenchymal stem cell
naive B cell
bladder urothelial cell
T cell
granulocytopoietic cell
immature T cell
cardiac muscle cell
stem cell of epidermis
lymphocyte
bladder cell
granulocyte
oligodendrocyte
B cell
endocardial cell
kidney capillary endothelial cell
keratinocyte stem cell
endothelial cell
neuron
lung endothelial cell
pancreatic D cell
basal cell
skeletal muscle satellite cell
skeletal muscle satellite stem cell
microglial cell
pancreatic PP cell
endothelial cell of hepatic sinusoid
pancreatic A cell
alveolar macrophage
epidermal cell
enterocyte of epithelium of large intestine

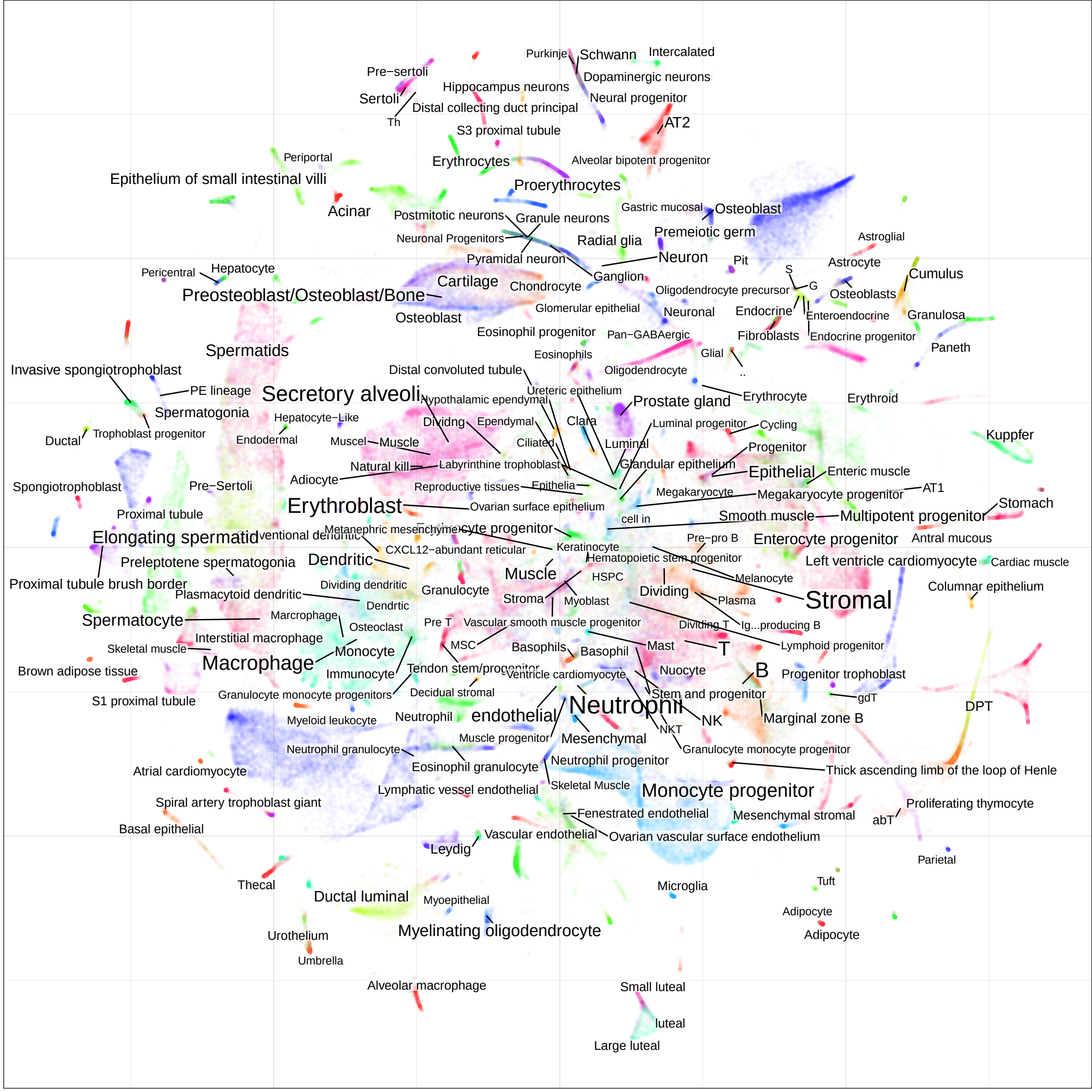
Purkinje
Schwann
Intercalated
Pre−sertoli
Dopaminergic neurons
Hippocampus neurons
Sertoli
Neural progenitor
Distal collecting duct principal
Th
AT2
S3 proximal tubule
Periportal
Erythrocytes
Alveolar bipotent progenitor
Epithelium of small intestinal villi
Proerythrocytes
Acinar
Gastric mucosal
Osteoblast
Postmitotic neurons
Granule neurons
Premeiotic germ
Neuronal Progenitors
Radial glia
Astroglial
Pyramidal neuron
Neuron
Pit
Astrocyte
Pericentral
Hepatocyte
Ganglion
S
Cumulus
Cartilage
Chondrocyte
Oligodendrocyte precursor
G
Preosteoblast/Osteoblast/Bone
Osteoblasts
Glomerular epithelial
Neuronal
Endocrine
Enteroendocrine
Granulosa
Osteoblast
Eosinophil progenitor
Pan−GABAergic
Fibroblasts
Endocrine progenitor
Spermatids
Eosinophils
Glial
Paneth
Invasive spongiotrophoblast
Distal convoluted tubule
Oligodendrocyte
PE lineage
Secretory alveoli
Ureteric epithelium
Erythrocyte
Erythroid
Nypothalamic ependymal
Prostate gland
Spermatogonia
Hepatocyte−Like
Dividng
Ependymal
Clara
Luminal progenitor
Cycling
Ductal
Trophoblast progenitor
Endodermal
Muscel
Muscle
Ciliated
Luminal
Kuppfer
Progenitor
Natural kill
Labyrinthine trophoblast
Glandular epithelium
Epithelial
Enteric muscle
Adiocyte
Spongiotrophoblast
Pre−Sertoli
Reproductive tissues
Epithelia
Megakaryocyte
Megakaryocyte progenitor
AT1
Erythroblast
Ovarian surface epithelium
Stomach
Proximal tubule
cell in
Smooth muscle
Multipotent progenitor
Metanephric mesenchyme
Elongating spermatid
ventional dendritic
cyte progenitor
Pre−pro B
Enterocyte progenitor
Antral mucous
CXCL12−abundant reticular
Keratinocyte
Hematopoietic stem progenitor
Preleptotene spermatogonia
Dendritic
Left ventricle cardiomyocyte
Cardiac muscle
Muscle
HSPC
Melanocyte
Proximal tubule brush border
Dividing dendritic
Granulocyte
Dividing
Columnar epithelium
Plasmacytoid dendritic
Stroma
Myoblast
Plasma
Stromal
Dendrtic
Spermatocyte
Marcrophage
Pre T
Vascular smooth muscle progenitor
Dividing T
Ig...producing B
Osteoclast
Interstitial macrophage
MSC
Basophils
Basophil
Mast
T
Lymphoid progenitor
Skeletal muscle
Monocyte
Macrophage
Brown adipose tissue
Immunocyte
Tendon stem/progenitor
Ventricle cardiomyocyte
Nuocyte
B
Progenitor trophoblast
Granulocyte monocyte progenitors
Decidual stromal
Stem and progenitor
gdT
S1 proximal tubule
Neutrophil
endothelial
Neutrophil
NK
Marginal zone B
DPT
Myeloid leukocyte
NKT
Muscle progenitor
Mesenchymal
Granulocyte monocyte progenitor
Neutrophil granulocyte
Neutrophil progenitor
Eosinophil granulocyte
Atrial cardiomyocyte
Thick ascending limb of the loop of Henle
Lymphatic vessel endothelial
Skeletal Muscle
Monocyte progenitor
Spiral artery trophoblast giant
Proliferating thymocyte
Fenestrated endothelial
Mesenchymal stromal
abT
Basal epithelial
Vascular endothelial
Ovarian vascular surface endothelium
Leydig
Parietal
Thecal
Tuft
Microglia
Ductal luminal
Myoepithelial
Adipocyte
Urothelium
Myelinating oligodendrocyte
Adipocyte
Umbrella
Alveolar macrophage
Small luteal
luteal
Large luteal