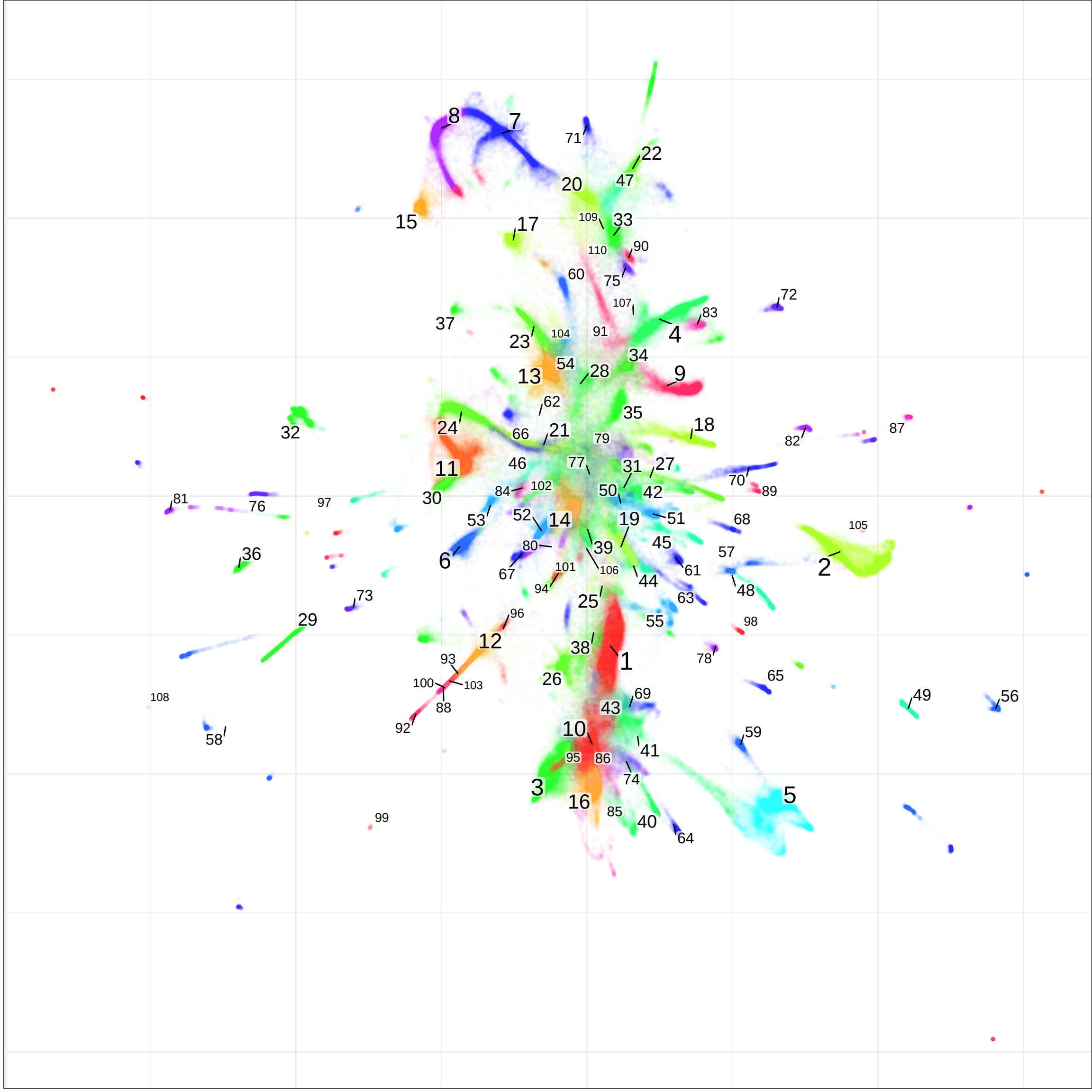
8
7
71
22
20
47
15
17
109
33
110
90
60
75
72
107
83
37
23
104
91
4
34
54
13
28
9
62
35
32
24
66
21
18
87
82
79
11
46
77
31
27
70
89
81
76
97
30
84
102
50
42
53
52
14
19
51
68
105
36
80
39
45
57
6
67
101
106
61
2
94
44
48
73
25
63
29
96
55
98
12
38
1
78
93
26
65
100
103
108
88
69
49
56
43
92
10
59
58
95
86
41
74
3
16
5
85
99
40
64

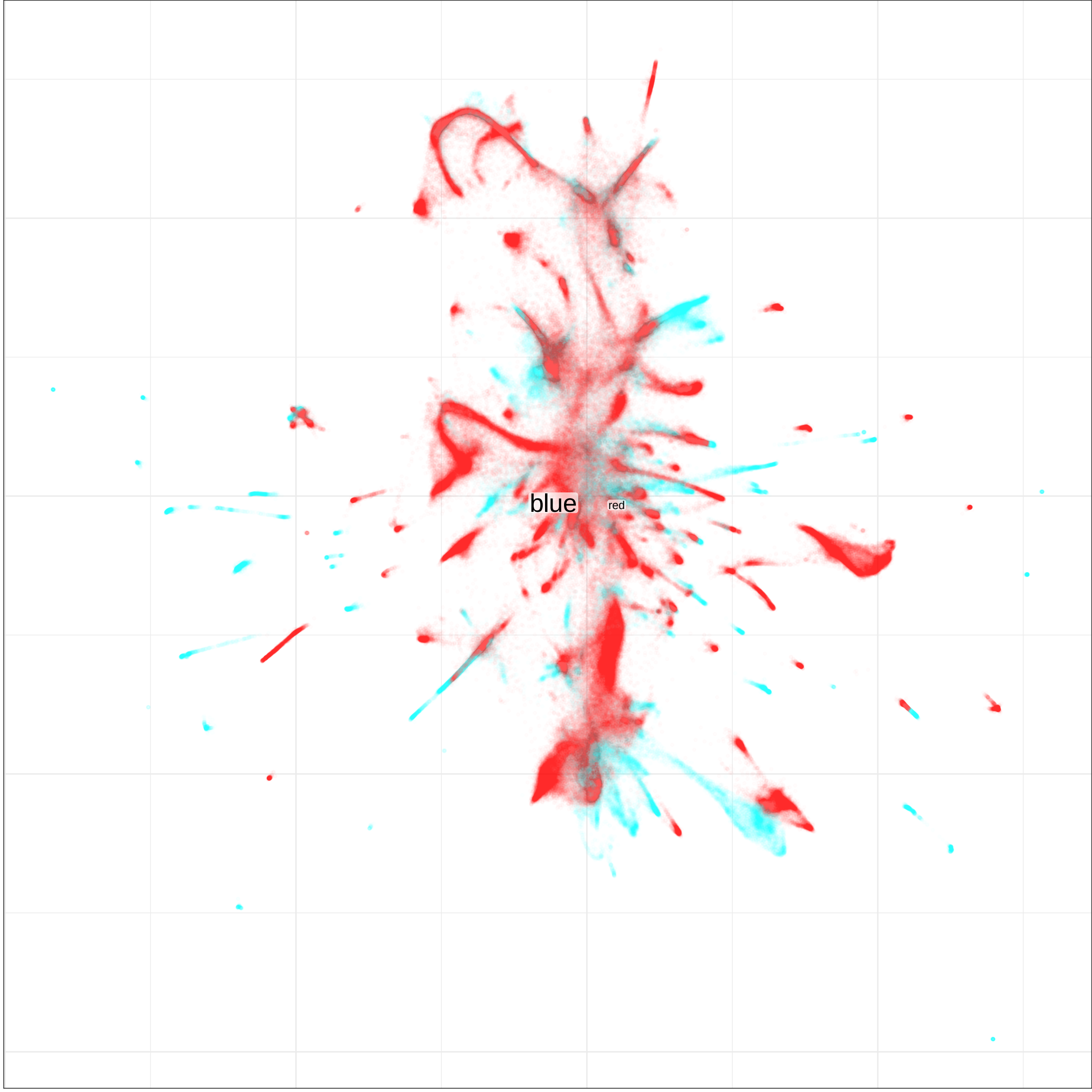
blue
red

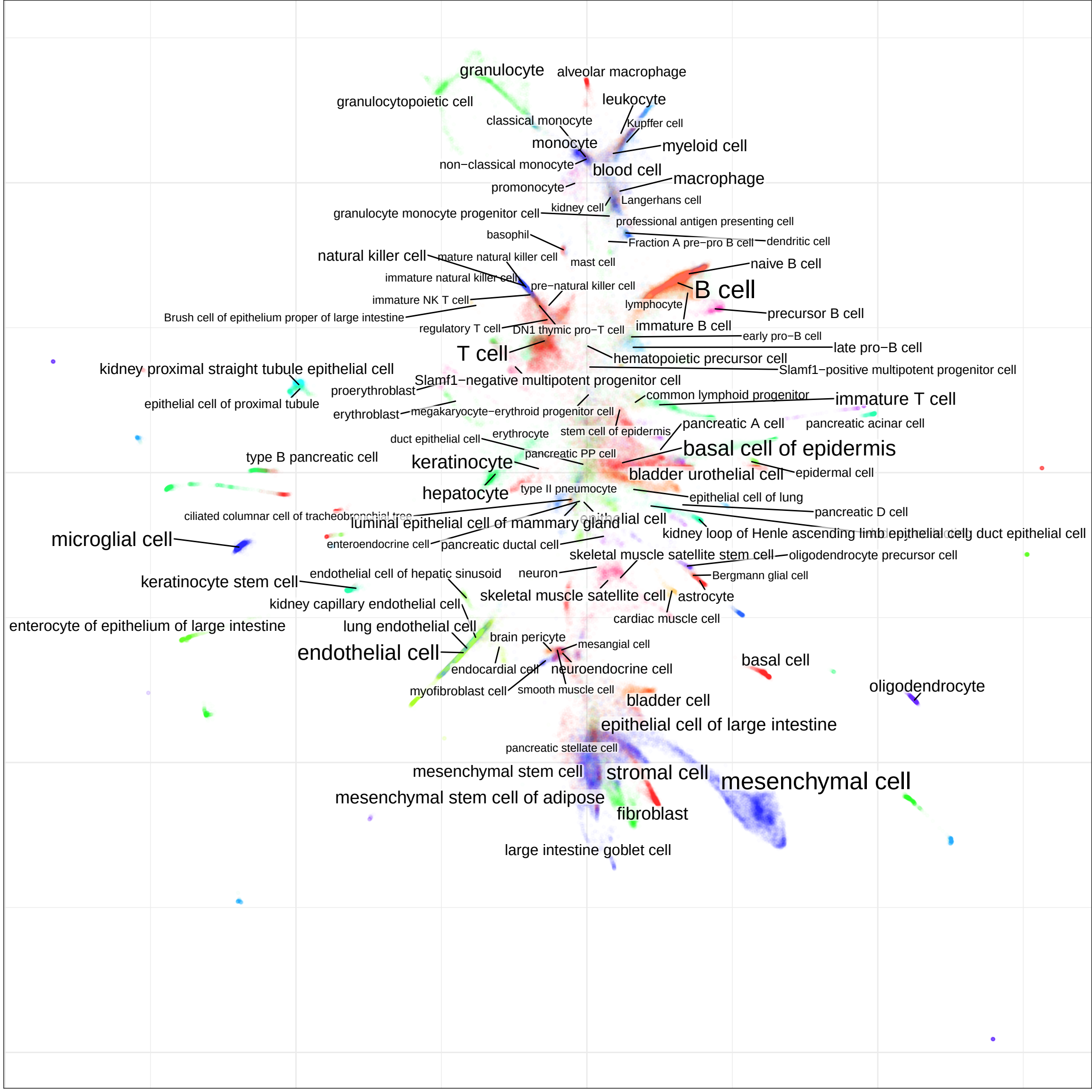
granulocyte
alveolar macrophage
granulocytopoietic cell
leukocyte
classical monocyte
Kupffer cell
monocyte
myeloid cell
non−classical monocyte
blood cell
macrophage
promonocyte
Langerhans cell
kidney cell
granulocyte monocyte progenitor cell
professional antigen presenting cell
basophil
Fraction A pre−pro B cell
dendritic cell
natural killer cell
mature natural killer cell
mast cell
naive B cell
immature natural killer cell
pre−natural killer cell
B cell
immature NK T cell
lymphocyte
precursor B cell
Brush cell of epithelium proper of large intestine
regulatory T cell
DN1 thymic pro−T cell
immature B cell
early pro−B cell
late pro−B cell
T cell
hematopoietic precursor cell
kidney proximal straight tubule epithelial cell
Slamf1−positive multipotent progenitor cell
Slamf1−negative multipotent progenitor cell
proerythroblast
common lymphoid progenitor
immature T cell
epithelial cell of proximal tubule
erythroblast
megakaryocyte−erythroid progenitor cell
pancreatic A cell
pancreatic acinar cell
stem cell of epidermis
erythrocyte
duct epithelial cell
basal cell of epidermis
pancreatic PP cell
type B pancreatic cell
keratinocyte
epidermal cell
bladder urothelial cell
hepatocyte
type II pneumocyte
epithelial cell of lung
pancreatic D cell
ciliated columnar cell of tracheobronchial tree
luminal epithelial cell of mammary gland
epithelial cell
kidney loop of Henle ascending limb epithelial cell
duct epithelial cell
microglial cell
enteroendocrine cell
pancreatic ductal cell
skeletal muscle satellite stem cell
oligodendrocyte precursor cell
Bergmann glial cell
endothelial cell of hepatic sinusoid
neuron
keratinocyte stem cell
skeletal muscle satellite cell
astrocyte
kidney capillary endothelial cell
cardiac muscle cell
enterocyte of epithelium of large intestine
lung endothelial cell
brain pericyte
mesangial cell
endothelial cell
basal cell
endocardial cell
neuroendocrine cell
oligodendrocyte
myofibroblast cell
smooth muscle cell
bladder cell
epithelial cell of large intestine
pancreatic stellate cell
mesenchymal stem cell
stromal cell
mesenchymal cell
mesenchymal stem cell of adipose
fibroblast
large intestine goblet cell

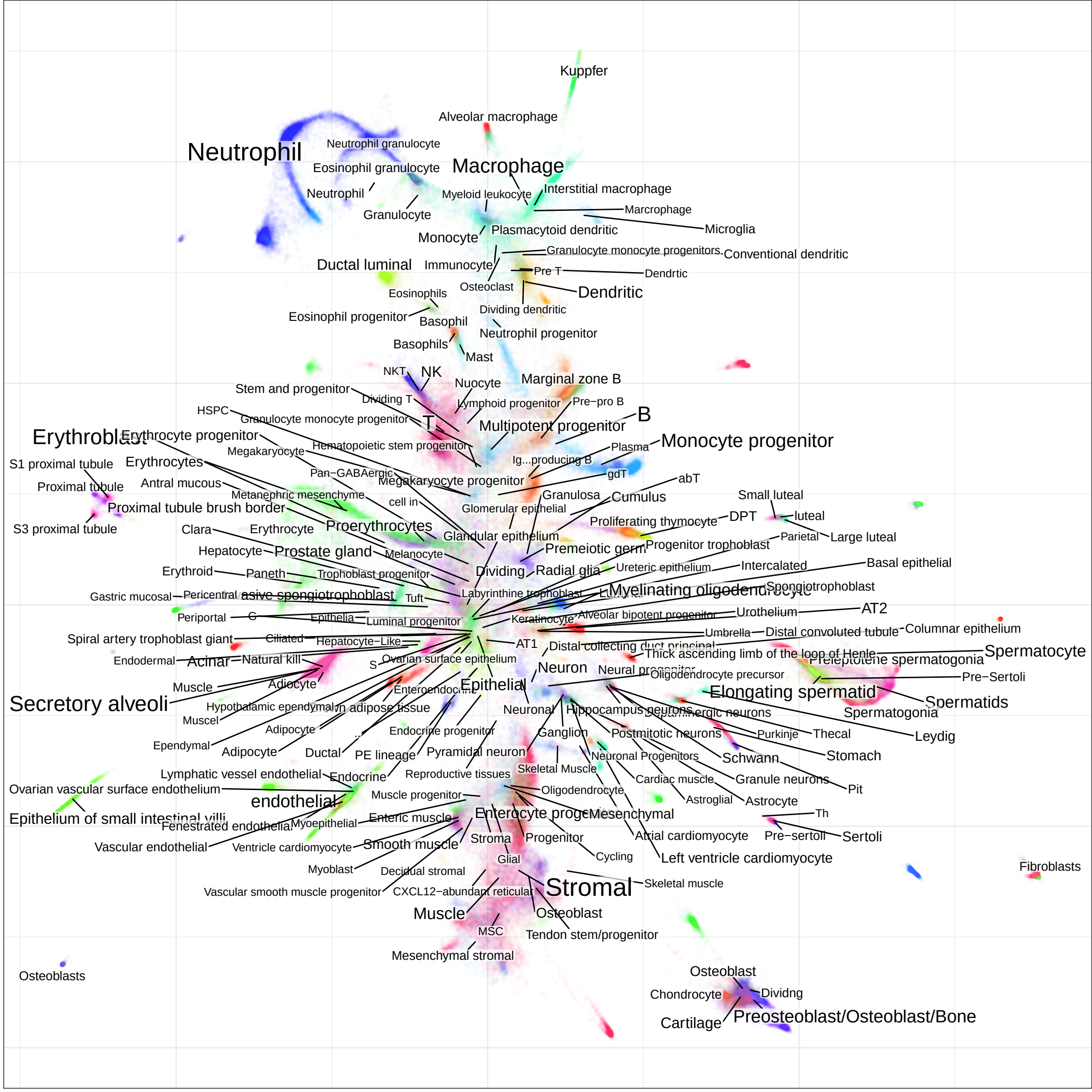
Kuppfer
Alveolar macrophage
Neutrophil
Neutrophil granulocyte
Eosinophil granulocyte
Macrophage
Neutrophil
Myeloid leukocyte
Interstitial macrophage
Granulocyte
Marcrophage
Microglia
Monocyte
Plasmacytoid dendritic
Granulocyte monocyte progenitors
Conventional dendritic
Ductal luminal
Immunocyte
Pre T
Dendrtic
Osteoclast
Dendritic
Eosinophils
Dividing dendritic
Eosinophil progenitor
Basophil
Neutrophil progenitor
Basophils
Mast
NKT
NK
Nuocyte
Marginal zone B
Stem and progenitor
Dividing T
Lymphoid progenitor
Pre−pro B
HSPC
Granulocyte monocyte progenitor
T
Multipotent progenitor
B
Erythroblast
Erythrocyte progenitor
Hematopoietic stem progenitor
Plasma
Monocyte progenitor
Megakaryocyte
Ig...producing B
S1 proximal tubule
Erythrocytes
Pan−GABAergic
gdT
abT
Proximal tubule
Antral mucous
Megakaryocyte progenitor
Metanephric mesenchyme
Granulosa
Cumulus
Small luteal
cell in
Proximal tubule brush border
Glomerular epithelial
DPT
luteal
S3 proximal tubule
Proliferating thymocyte
Clara
Erythrocyte
Proerythrocytes
Glandular epithelium
Parietal
Large luteal
Hepatocyte
Prostate gland
Melanocyte
Premeiotic germ
Progenitor trophoblast
Erythroid
Paneth
Trophoblast progenitor
Dividing
Radial glia
Ureteric epithelium
Intercalated
Basal epithelial
Gastric mucosal
Pericentral
asive spongiotrophoblast
Tuft
Labyrinthine trophoblast
Myelinating oligodendrocyte
Spongiotrophoblast
Periportal
G
Epithelia
Luminal progenitor
Keratinocyte
Alveolar bipotent progenitor
Urothelium
AT2
Spiral artery trophoblast giant
Ciliated
Hepatocyte−Like
AT1
Umbrella
Distal convoluted tubule
Columnar epithelium
Endodermal
Acinar
Natural kill
S
Ovarian surface epithelium
Distal collecting duct principal
Thick ascending limb of the loop of Henle
Preleptotene spermatogonia
Spermatocyte
Neuron
Neural progenitor
Oligodendrocyte precursor
Pre−Sertoli
Muscle
Adiocyte
Epithelial
Elongating spermatid
Secretory alveoli
Hypothalamic ependymal
Enteroendocrine
Spermatids
Muscel
Neuronal
Hippocampus neurons
Dopaminergic neurons
Spermatogonia
Adipocyte
Endocrine progenitor
Ganglion
Postmitotic neurons
Purkinje
Thecal
Leydig
Ependymal
Adipocyte
Ductal
PE lineage
Pyramidal neuron
Neuronal Progenitors
Schwann
Stomach
Lymphatic vessel endothelial
Endocrine
Reproductive tissues
Skeletal Muscle
Cardiac muscle
Granule neurons
Pit
Ovarian vascular surface endothelium
Muscle progenitor
Oligodendrocyte
Astroglial
Astrocyte
endothelial
Epithelium of small intestinal villi
Enterocyte progen
Mesenchymal
Th
Fenestrated endothelial
Myoepithelial
Enteric muscle
Stroma
Progenitor
Atrial cardiomyocyte
Pre−sertoll
Sertoli
Vascular endothelial
Ventricle cardiomyocyte
Smooth muscle
Cycling
Left ventricle cardiomyocyte
Glial
Myoblast
Decidual stromal
Fibroblasts
Vascular smooth muscle progenitor
CXCL12−abundant reticular
Stromal
Skeletal muscle
Muscle
Osteoblast
MSC
Tendon stem/progenitor
Mesenchymal stromal
Osteoblasts
Osteoblast
Chondrocyte
Dividng
Cartilage
Preosteoblast/Osteoblast/Bone